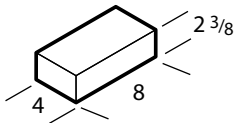


DOT Block

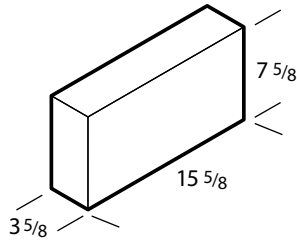
SHAPES AND SIZES

4 in. Concrete Brick DOT



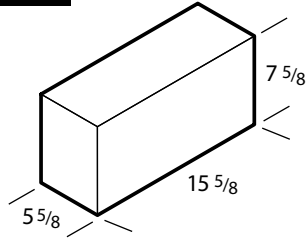
150239 Concrete

4 in. Solid DOT



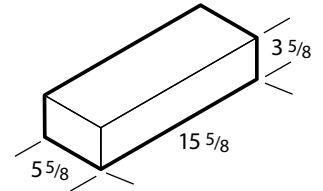
040056 Concrete

6 in. Solid DOT



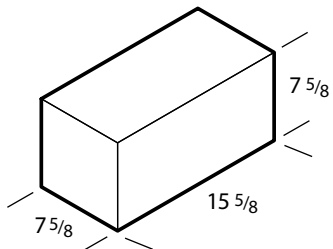
060056 Concrete

6 in. 1/2 Course Solid DOT



150247 Concrete

8 in. Solid DOT



080056 Concrete

**Note: Not all block immediately available at all County Materials locations.
All dimensions nominal.**