



Harmony Permeable Pavers™

Harmony Permeable Pavers are designed with maximum performance in mind.



Harmony Permeable Pavers™ - Peace



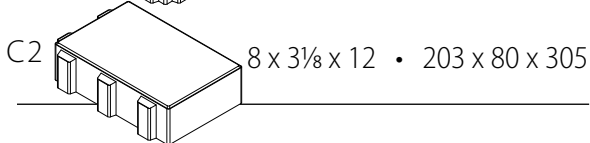
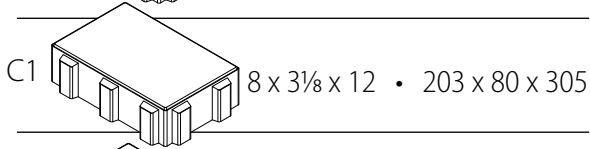
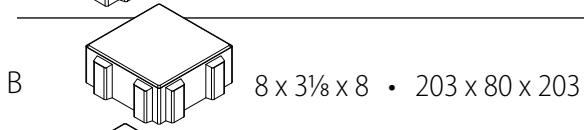
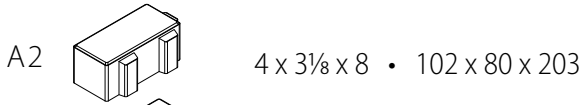
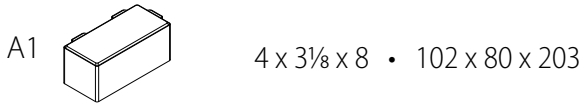


Harmony Permeable Pavers™ – Peace

Harmony Permeable Pavers™ wider joint dimensions, made possible with a larger lug, allow more water to filter through and ensure that Harmony Pavers function as part of an effective storm water management system, even in the heaviest rain events.

Sizes Harmony Permeable Pavers™

D x H x L (Nominal Size)
Inches • Millimeters



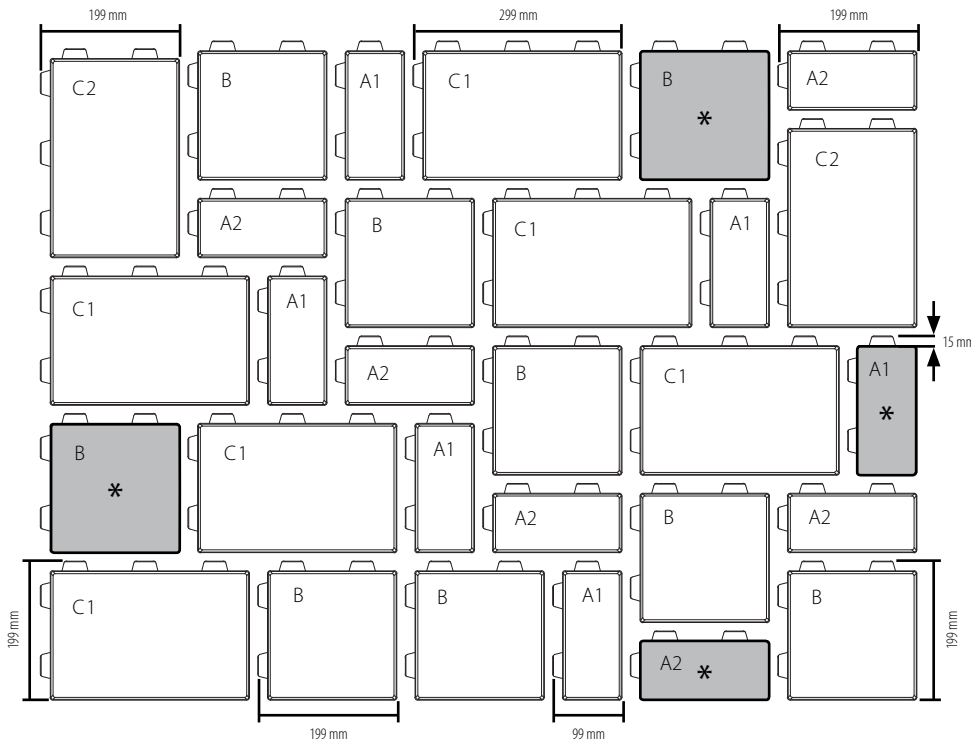
SF/Layer	Layers/Pallet	SF/Pallet	Lbs./Pallet
11.51	8	92.08	3370

Note: Textured paver and patio stone surfaces require a buffer between the plate compactor and the paver surface to prevent scuffing. Refer to County Materials' Interlocking Concrete Paver or Slab Installation Guidelines, or contact County Materials for information.

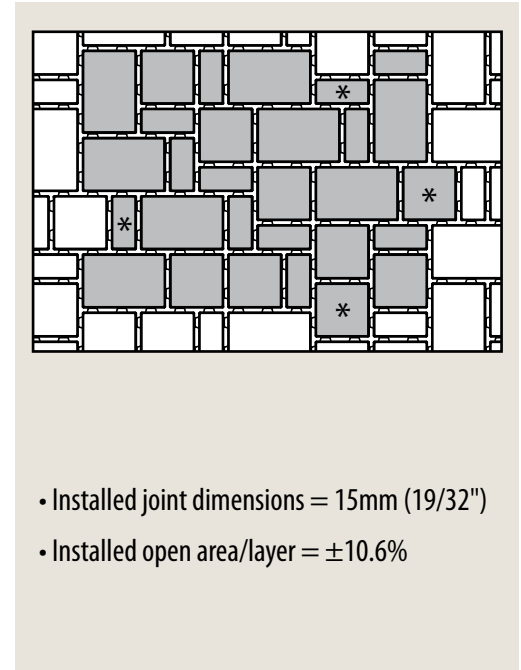


Layer & Installation Patterns Harmony Permeable Pavers™

Harmony Permeable Pavers™ Layer Pattern



Harmony Permeable Pavers™ Installation Pattern




Note: In machine-laid applications, the shaded pavers shown above are designed to be interchangeable to allow for stitching of the pattern as indicated in the diagram at right. Harmony units are manufactured to create a three piece pattern, mechanically installed by pallet layer. Schematic above illustrates paver sizes/orientation on the layer.




Harmony Permeable Pavers™ – Peace

Color Options Harmony Permeable Pavers™

Blended Colors



Solid Colors



• All Harmony Permeable Pavers Standard Colors are manufactured by Special Order.



(800) 242-7733
countymaterials.com

Harmony Permeable Pavers™ is a trademark of
County Materials Corporation
©2018 County Materials Corporation • 1057_0118
info@countymaterials.com