

Essence Wood Grain Plank Pavers, PRIDE
Influence® Pavers, VISION and REFLECTION



Essence Wood Grain Plank Pavers, PRIDE
Influence® Pavers, VISION and REFLECTION

ESSENCE

WOOD GRAIN PLANK PAVERS

Essence® Wood Grain Plank Pavers are produced in five different plank lengths to facilitate a linear laying pattern to compose a handcrafted effect. Every paver is manufactured with the unmatched durability of concrete with authentic looking grain and textures found in weathered wood.

STANDARD COLORS & FINISH



Timeless



Pride



The color photos shown in this catalog were prepared with careful attention to accuracy. However, colors shown may vary from actual hues and should only be used as a guide. Refer to actual product samples for final color selection. Because concrete units are manufactured with high quality, naturally-mined aggregates and materials, variations in color or shading should be expected in products that are manufactured at different times and in units having different shapes. This color or shading variation is acceptable in the industry.

COUNTY MATERIALS CORPORATION
Contact Customer Service at (800) 242-7733






Essence Wood Grain Plank Pavers, PRIDE
 Influence® Pavers, VISION and REFLECTION
 Summit Stone® Smooth Landscape Units, HAVEN and VISION


ESSENCE® SIZES

D x H x L (Inches)


Each pallet layer includes all sizes.




5 3/4 x 3 1/8 x 9 11/16




5 3/4 x 3 1/8 x 11 5/8



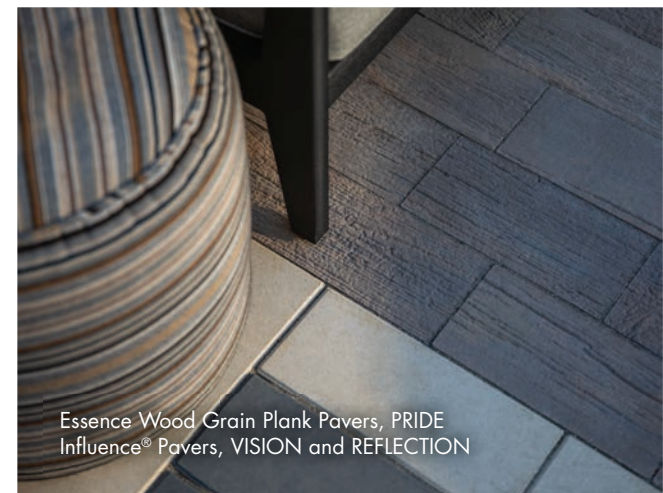
5 3/4 x 3 1/8 x 13 5/8



5 3/4 x 3 1/8 x 17 1/2



5 3/4 x 3 1/8 x 19 1/2



Essence Wood Grain Plank Pavers, PRIDE
 Influence® Pavers, VISION and REFLECTION



The color photos shown in this catalog were prepared with careful attention to accuracy. However, colors shown may vary from actual hues and should only be used as a guide. Refer to actual product samples for final color selection. Because concrete units are manufactured with high quality, naturally-mined aggregates and materials, variations in color or shading should be expected in products that are manufactured at different times and in units having different shapes. This color or shading variation is acceptable in the industry.

COUNTY MATERIALS CORPORATION

Contact Customer Service at (800) 242-7733



ESSENCE WOOD GRAIN PLANK PAVERS