



OVERSIZE LANDSCAPE STEP UNITS

Oversize Landscape Step Units are manufactured with a natural textured surface. Their larger size covers more square footage than alternative step options, reducing installation and labor costs.




The color photos shown in this catalog were prepared with careful attention to accuracy. However, colors shown may vary from actual hues and should only be used as a guide. Refer to actual product samples for final color selection. Because concrete units are manufactured with high quality, naturally-mined aggregates and materials, variations in color or shading should be expected in products that are manufactured at different times and in units having different shapes. This color or shading variation is acceptable in the industry.

COUNTY MATERIALS CORPORATION
Contact Customer Service at (800) 242-7733






Oversized Landscape Step Unit, CAMEL
Summit Stone® Smooth Landscaping Units, HAVEN
County Block® Retaining Wall System, HICKORY BLEND



Oversized Landscape Step Units, GRAY
Tribute® 2.0 Retaining Wall System, SILVERTONE


STANDARD COLORS & FINISH



Gray



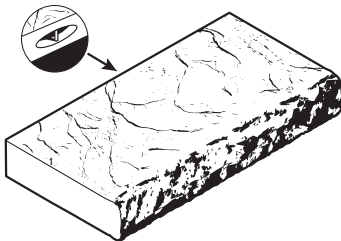
Camel



Portobello

OVERSIZE LANDSCAPE STEP SIZES

D x H x L (Inches)



25 x 6¹/₄ x 48

OVERSIZE LANDSCAPE STEP UNITS



The color photos shown in this catalog were prepared with careful attention to accuracy. However, colors shown may vary from actual hues and should only be used as a guide. Refer to actual product samples for final color selection. Because concrete units are manufactured with high quality, naturally-mined aggregates and materials, variations in color or shading should be expected in products that are manufactured at different times and in units having different shapes. This color or shading variation is acceptable in the industry.

COUNTY MATERIALS CORPORATION

Contact Customer Service at (800) 242-7733

